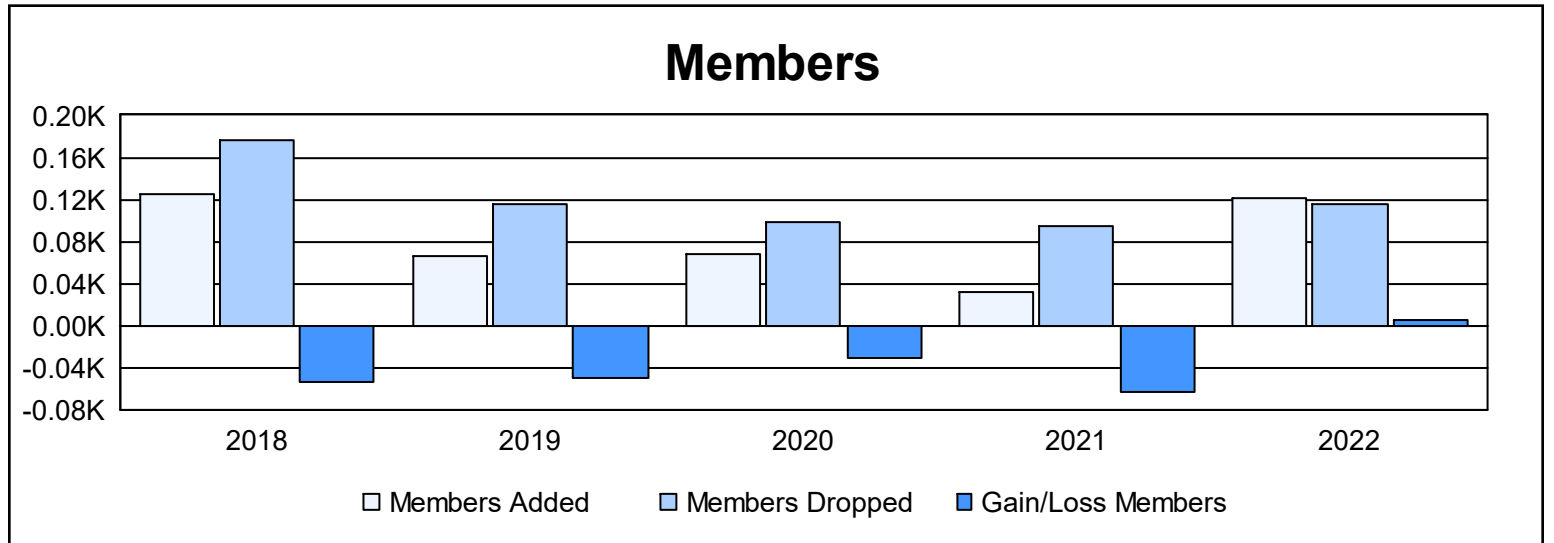
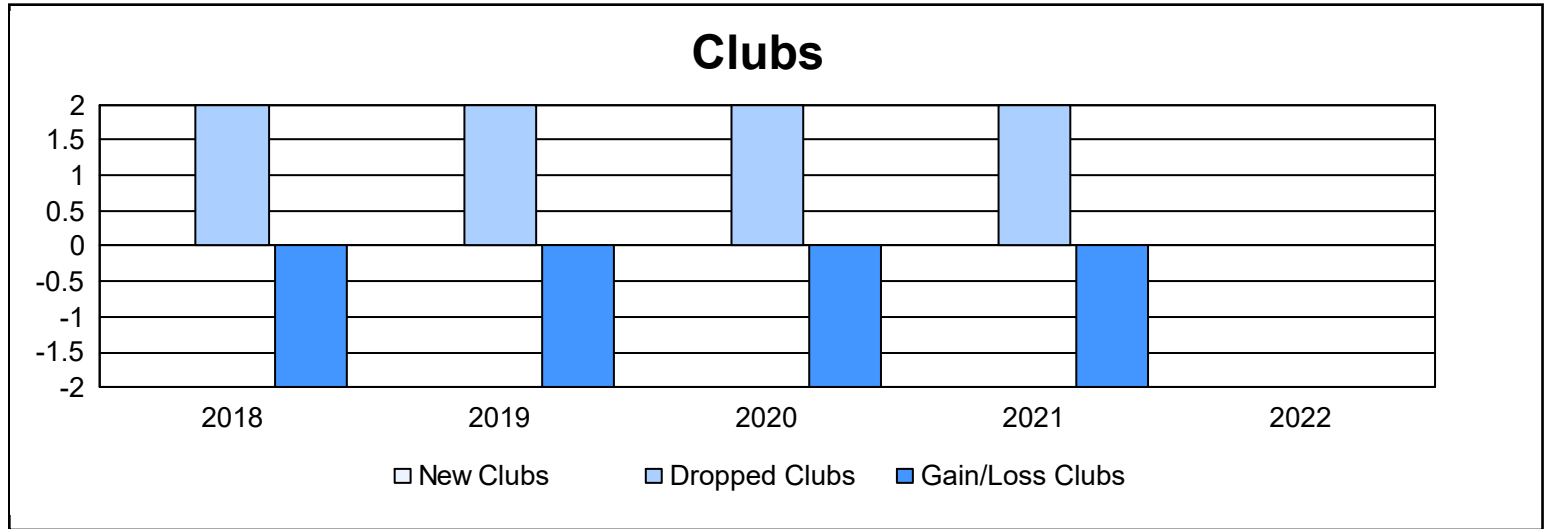
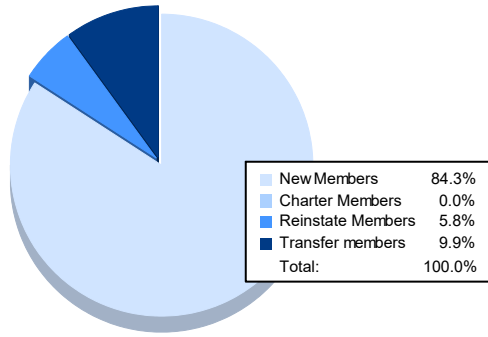


| Year           | New Clubs | Dropped Clubs | Gain/ Loss Clubs | New Members | Charter Members | Reinstate Members | Transfer Members | Total Member Added | Total Members Dropped | Gain/ Loss Members |
|----------------|-----------|---------------|------------------|-------------|-----------------|-------------------|------------------|--------------------|-----------------------|--------------------|
| 2017-2018      | 0         | 2             | -2               | 91          | 3               | 3                 | 27               | 124                | 177                   | -53                |
| 2018-2019      | 0         | 2             | -2               | 57          | 0               | 3                 | 6                | 66                 | 115                   | -49                |
| 2019-2020      | 0         | 2             | -2               | 49          | 1               | 4                 | 13               | 67                 | 98                    | -31                |
| 2020-2021      | 0         | 2             | -2               | 29          | 1               | 1                 | 0                | 31                 | 95                    | -64                |
| 2021-2022      | 0         | 0             | 0                | 102         | 0               | 7                 | 12               | 121                | 116                   | 5                  |
| <b>Average</b> | <b>0</b>  | <b>2</b>      | <b>-2</b>        | <b>66</b>   | <b>1</b>        | <b>4</b>          | <b>12</b>        | <b>82</b>          | <b>120</b>            | <b>-38</b>         |



### Membership Composition June 2022 Cumulative



### Gender Composition June 2022 Cumulative

